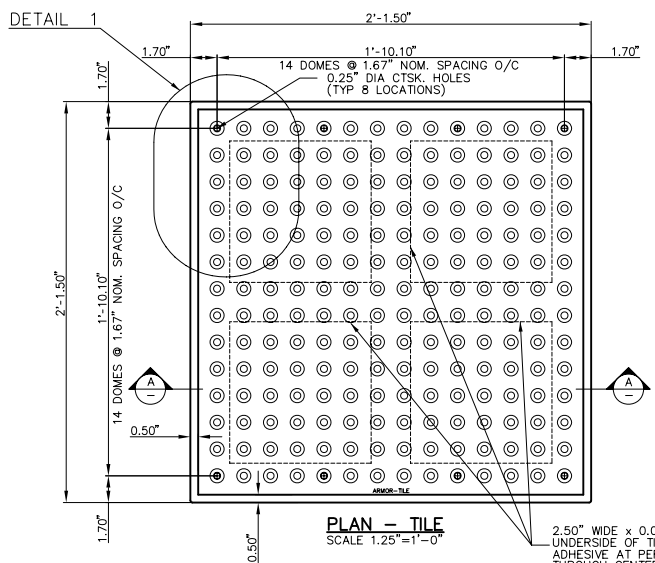
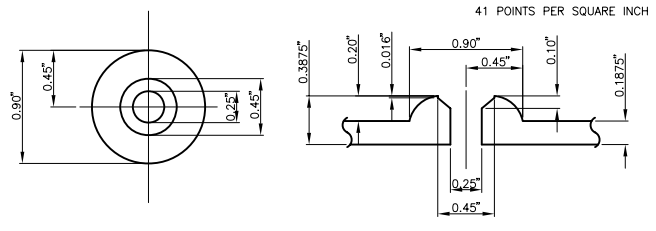


DETAIL 1
SCALE 1.5"=2.5"



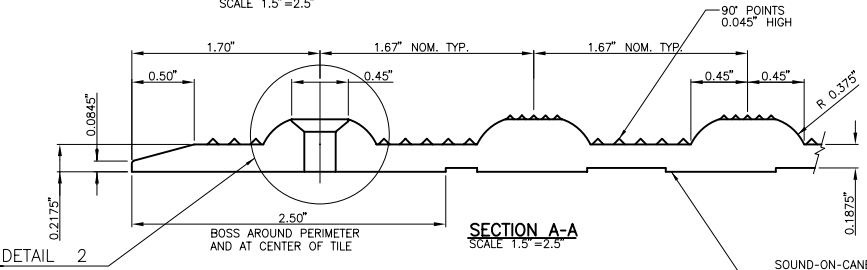
PLAN - TILE
SCALE 1.25"=1'-0"



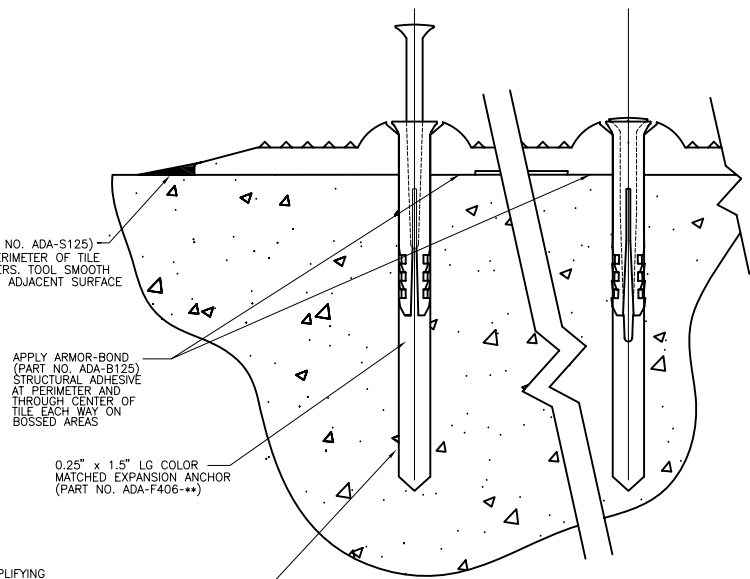
TILE PLAN
TRUNCATED DOME FASTENER LOCATION

TILE SECTION
TRUNCATED DOME FASTENER LOCATION

DETAIL 2
SCALE 1.5"=2.5"



SECTION A-A
SCALE 1.5"=2.5"



INSTALLATION DETAIL
AT TILE PERIMETER
NOT TO SCALE

WWW.Armor-Tile.COM



© 2006 ENGINEERED PLASTICS
CONFIDENTIAL AND PROPRIETARY DOCUMENT
ANY ONE OR MORE OF THE FOLLOWING
PATENTS MAY APPLY
U. S. PATENT NO. 5,303,669, 5,775,835,
6,449,790, AND 6,895,622 BS
C.D.N. PATENT NO. 2,032,532, 2,070,984
US PATENTS PENDING.
© KENNETH E. SZEKELY

MATERIAL LIST

#	DESCRIPTION	PART No:	QTY
1	ARMOR-TILE	ADA-S-2424-**	1
2	EXPANSION ANCHOR	ADA-FAST	8
3	ARMOR-BOND	ADA-ADHE-EA	1
4	ARMOR-SEAL	ADA-SEAL-EA	1

** COLOR CODE
YELLOW (YW), RED (RD), BLACK (BK),
DARK GREY (DG), LIGHT GREY (LG),
WHITE (WH), OCRE YELLOW (OC),
BLUE (BL), COLONIAL RED (CR)
CUSTOM COLORS AVAILABLE

No:	DATE	REVISION	APPR.

SCALE

DESIGNED	BY	DATE
	K.S.	08/90
DRAWN	BY	DATE
	D.G.	2/22/2006
CHECKED	BY	DATE

PROJECT MANAGER	
TRADE	PART No:
DETECTABLE WARNING SURFACE	ADA-S-2424-**
MATERIAL	VITRIFIED POLYMER COMPOSITE

Armor-Tile ADA
SOUND AMPLIFYING DETECTABLE/TACTILE
WARNING SURFACE TILE

Armor-Tile™
DETECTABLE/TACTILE
WARNING SURFACE TILE
24" x 24" SURFACE APPLIED
INLINE DOME TACTILE TILE
PLANS AND DETAILS

DRAWING No:	ADA-S-2424	REV. No:	0
-------------	------------	----------	---